

# SUMMER VACATION HOMEWORK



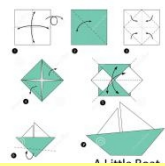




SESSION-2021-22

CLASS - KG

**"STAY HOME, STAY SAFE"**



Sunday	Monday	Tuesday	Wednesday	Thursday	Friday	Saturday
<p><b>09-May-21</b> "Celebrate Mother's day"</p> <p>Mother's Day is a day set aside to express love, respect and thanks to mothers. So hug and pamper your mom on this day by helping her. Hug your mom and click a picture and send.</p> 	<p><b>10-May-21</b> "A- Apron"</p> <p>Parents guide the kids to make an apron with the help of newspaper.</p> 	<p><b>11-May- 21</b> "S- sprout your own Sprouts"</p> <p>Sprouts are one of the easiest foods you can grow indoors. Wear the apron and with the help of your mother prepare the sprouts chart and enjoy with your family and click picture and send.</p> 	<p><b>12-May-21</b> Design the folder</p> <p>Ask your parents to download the worksheets. Make something by hand impression like butterfly for the front page of your worksheet folder.</p> 	<p><b>13-May-21</b></p> <p>Do worksheet of letter a.</p>	<p><b>14-May-21</b> "Eid Celebration"</p> <p>Parents tell the kids about Eid and show the video. Do worksheet on Eid.</p> 	<p><b>15-May-21</b> "International Day of Families"</p> <p>Kids will watch movie with their family like :-</p> 

<p><b>16-May-21</b> "Fun with Papa"</p> <p>Do any kind of activity such as head massage or any indoor game with your father and click picture and send</p>	<p><b>17-May-21</b></p> <p>Do worksheet of letter s.</p>	<p><b>18-May-21</b> "Active Time"</p> <p>On a A4 sheet kids will draw two big square in which they will do tearing and pasting. In one square 14 bits of paper. In another square 19 bits</p>	<p><b>19-May-21</b></p> <p>Do worksheet on body parts.</p>	<p><b>20-May-21</b> "Be a little chef"</p> <p>Make a S-sandwich for your family and click a picture and send.</p> 	<p><b>21-May-21</b></p> <p>Do worksheet of व्यंजन न.</p>	<p><b>22-May-21</b> "Revision Time"</p> <p>Write व्यंजन न in Hindi note book.</p>
<p><b>23-May-21</b> "Fun with Grand Parents"</p> <p>Learn a मंत्र / भजन from your grandparents and make a video and click a picture with them and send.</p>	<p><b>24-May-21</b> न-नीबूपानी गतिविधि</p> <p>अपनी माता जी की मदद से अपने परिवार के लिए न से नीबूपानी बनाए और फोटो खिच कर भेजे।</p> 	<p><b>25-May-21</b> "Shape Hunt"</p> <p>Search for the object around you which are similar to shapes like circle , square, triangle, rectangle and draw them in your drawing file. For ex- Rectangular door.</p>	<p><b>26-May-21</b> "Family Fun"</p> <p>Do worksheet of count and colour.</p>	<p><b>27-May-21</b> "न - नाव गतिविधि"</p> <p>अपनी माता जी की मदद से कागज़ की एक छोटी और एक बड़ी न से नाव बनाए और A4 कागज़ पर चिपकाए।</p> 	<p><b>28-May-21</b> "Revision Time"</p> <p>Write letter a in English notebook.</p>	<p><b>29-May-21</b> "Clay -Time"</p> <p>Make any thing related to a or s with the help of clay / dough .</p> 
<p><b>30-May-21</b> Fun with Brother &amp; Sister</p> <p>Make something best out of waste such as photo frame, pen holder etc with your brother and sister.</p> 	<p><b>31-May-21</b> Hip Hip Hurry....</p> <p>Assemble your holiday homework and get ready to join online classes with a smile and energy.</p> 	<p><b>01-June-21</b></p> 				

Note :- Link for the EID videos are below :-

[https://youtu.be/Z\\_L9noXEs0w](https://youtu.be/Z_L9noXEs0w)

<https://youtu.be/B7e8ofEgzNA>

\* **Things to do daily**

- Get up early and do exercise daily.
- Brush your teeth twice a day.
- Trim your nails regularly.
- Take a bath every day.
- Wash your hands before and after meals.
- Switch off lights/fans/T.V when you do not require them.
- Save water by closing the taps after use.
- After eating, keeping his/her plate in the kitchen.
- Always throw the trash in the dustbin.

\* "Be a nature lover"

- Put a bowl of water for birds and feed them daily.
- Water the plants daily.

\* Good Manners and good habits are lifelong assets and they should be practiced until they become habit. Revise the four magical words; PLEASE, SORRY, THANK YOU, EXCUSE ME which we have learned as the part of basics of good manners. Make these four words a habit and see the difference.

😊😊😊 "HAPPY SUMMER BREAK" 😊😊😊  
**"STAY HOME, STAY SAFE"**




Name: \_\_\_\_\_

Grade: KG-

Date: \_\_\_\_\_



\* Cut out Body Parts and paste it on the right place.






Name:

Grade: KG-


Date:

## \* Count and colour the correct number of objects

11




16




14



13



18





# JKG INTERNATIONAL SCHOOL

Shakti Khand-II, Indirapuram, Ghaziabad




Name: \_\_\_\_\_

Grade: KG-

Date: \_\_\_\_\_

\* Colour the picture.

# Eid Mubarek!





# JKG INTERNATIONAL SCHOOL

Shakti Khand-II, Indirapuram, Ghaziabad


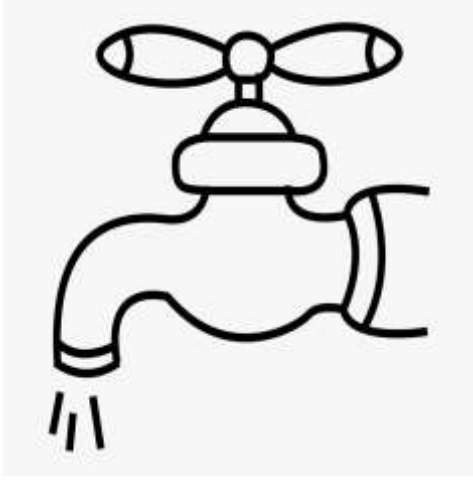


नाम :




कक्षा: KG-

दिनांक :

\* व्यंजन न से शुरू होने वाले चित्रों का मिलान करो और उनमें रंग भरो।



न







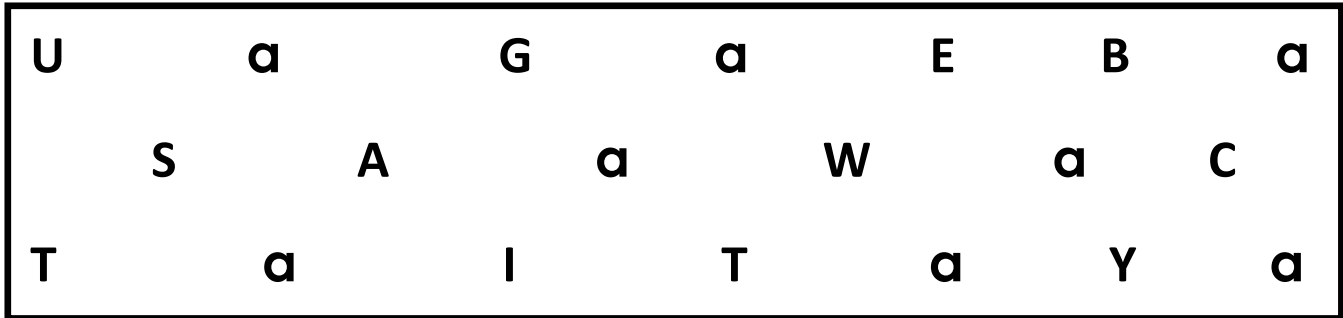
Name:

Grade: KG-

Date:

## LETTER "a"

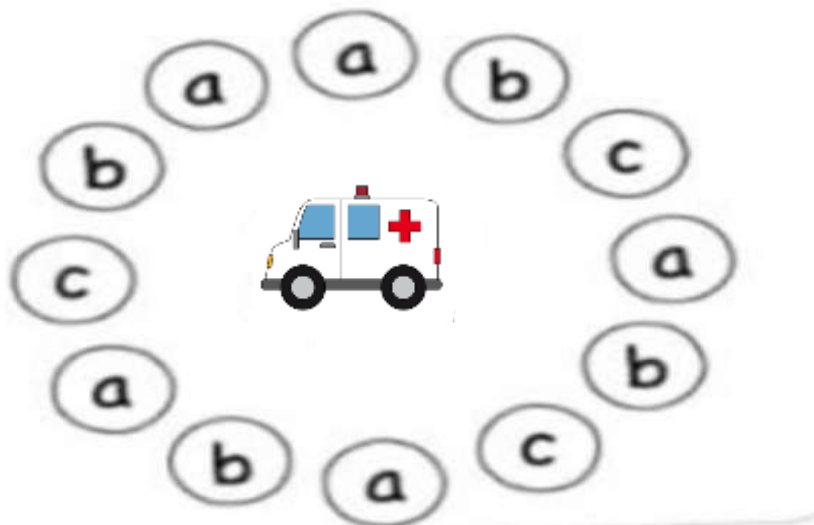
\* Colour the letter " a " with green colour.



\* Circle the Picture that start with letter " a "



\* Match the letter " a " with an a - ambulance.





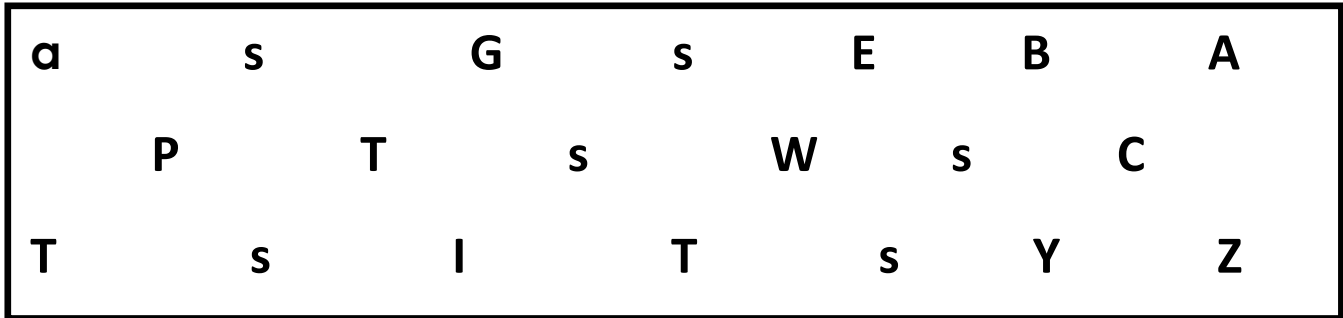
Name: \_\_\_\_\_

Grade: KG-

Date: \_\_\_\_\_

## LETTER "s"

\* Colour the letter "s" with Yellow colour.



\* Circle the Picture that start with letter "s"



\* Match the letter "s" with a s - star.

